

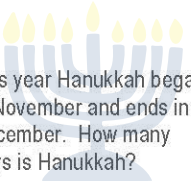

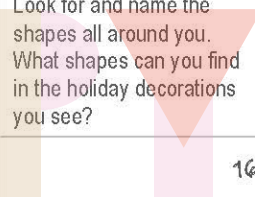

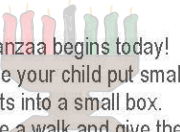


# December 2021

## Kindergarten Readiness - Winter Holidays

Sunday Creative Arts	Monday Language	Tuesday Science	Wednesday Letter Activity	Thursday Math	Friday Social - Emotional	Saturday Physical Development
	<p>Kindergarten readiness calendars are created by Excel By 5, Inc. monthly with thematic activities for families to engage with children ages 3 &amp; 4. All activities are aligned with Mississippi Department of Education Early Learning Standards. For more information about Excel By 5, Inc. go to <a href="http://www.excelby5.com">www.excelby5.com</a>.</p>		<p>1</p> <p>The letter of the month is C. What sound does the letter C make?</p> 	<p>2</p> <p>This year Hanukkah began in November and ends in December. How many days is Hanukkah?</p> 	<p>3</p> <p>Talk with your child about your family's holiday plans. What traditions and events will you enjoy together?</p>	<p>4</p> <p>Go to the library and check out books about Holidays! Find books about holidays from other cultures?</p>
<p>5</p> <p>Listen to holiday songs together. Have your child give a thumbs up or thumbs down and share why they like or don't like each song.</p>	<p>6</p> <p>Hanukkah ends at sunset. Talk with your child about some holiday traditions of other cultures.</p> 	<p>7</p> <p>Help your child describe their favorite holiday foods. Are they hot or cold, hard or soft, heavy or light? Would it sink or float in water?</p>	<p>8</p> <p>Show your child how to make the letter "C" with your hands. What shapes can you make with your hands?</p>	<p>9</p> <p>Look for and name the shapes all around you. What shapes can you find in the holiday decorations you see?</p> 	<p>10</p> <p>Holiday decorations are beautiful but also require some safety practices. What are your safety practices for decorations?</p>	<p>11</p> <p>Turn on some Holiday music. Take turns dancing fast or slow to the rhythm of the music.</p>
<p>12</p> <p>Get creative together! Make homemade wrapping paper using art supplies and household objects. Try painting with a sponge.</p>	<p>13</p> <p>As you read books together, explore the front cover, back cover, and title page. Can you guess what the book will be about?</p>	<p>14</p> <p>Create and decorate a pencil holder or other useful gift for a friend, teacher, or family member using reused or natural materials.</p>	<p>15</p> <p>Help your child find the letter C in a library book you checked out. Read the words you find out loud.</p>	<p>16</p> <p>Help your child explore shapes using boxes or balls. Trace the outlines on paper. Compare the real objects with their outlines.</p>	<p>17</p> <p>Look at family photos together. Practice saying the full name of your child and family members.</p>	<p>18</p> <p>Return the books to the library and check out more! Allow your child to independently choose some books.</p>
<p>19</p> <p>Act out a holiday story together using words and gestures. What props, costumes, or music could you add for your play?</p>	<p>20</p> <p>Winter begins today. Prompt your child to make up a story about going outside on a cold day. What clothes will you wear? How will the air feel?</p>	<p>21</p> <p>Take turns saying words that describe today's weather. Did you say any words that start with C? Is it cold, cloudy, comfortable?</p>	<p>22</p> <p>How many holiday words can you think of that begin with C? I can think of candles, cards, and candy canes.</p> <p>ABCDEF G HIJKLAN OPQRSTU vwXYZ</p>	<p>23</p> <p>What day of the month is today? How many days left of the month?</p>	<p>24</p> <p>Talk about appropriate ways we show love, gratitude, and concern for our family and to others.</p>	<p>25</p> <p>It is Christmas Day. Invite your child to say, "I love you" and "Thank you" to family members today. Be sure to express your love to your child.</p> 
<p>26</p> <p>Kwanzaa begins today! Have your child put small treats into a small box. Take a walk and give the treats to someone.</p> 	<p>27</p> <p>Help your child create a thank you note using scribbles, drawings, letters, &amp; names. Write a message dictated by your child.</p>	<p>28</p> <p>Explore what animals need to live and grow. Use books, videos, or internet to discover the ways different animals adapt in the winter.</p>	<p>29</p> <p>You learned lots of letters this year! What letters do you remember how to make with your hands?</p>	<p>30</p> <p>This is the last month of the year! How many months are in a year? What are they?</p>	<p>31</p> <p>Today is the last day of December and the last day of 2021. Take turns saying positive things you did and learned this year.</p>	